

Scaled data based on original data using
LM-79-08 Approved Method: Electrical and Photometric Measurements of Solid-
State Lighting Products

Test Report Prepared for
Cooper Lighting Solutions
(formerly Eaton)

Brand: INVUE

Report Number: P596079

Luminaire Tested: **MSA-SA3A-AMB-U-5WQ**

Issue Date: 4/29/2022

Test Information

Test Method: LM-79-08
Report Number: P596079
TEST IS SCALED FROM IESNA LM-79-08 TEST DATA (G3-2109-400-4)
Test Lab: INNOVATIONS CENTER
Issue Date: 4/29/2022
Manufacturer: COOPER LIGHTING SOLUTIONS (FORMERLY EATON)
Product Line: INVUE
Catalog Number: MSA-SA3A-AMB-U-5WQ
Description: POST TOP DECORATIVE LUMINAIRE. (3) LIGHTSQUARES WITH 16 LEDS EACH
AND TYPE V WIDE OPTICS.
Light Source: (48) 1549K CCT, -21.5 CRI LEDS
Ballast/Driver: -

Summary

Lumens per Lamp: N/A
Luminaire Lumens: 2624 lumens
Efficiency: N/A
Efficacy: 43.8 lumens/watt
Luminous Opening: Rectangular (W 1' x L: 1' x H: 0')
IES Classification: Type V - Short
BUG Rating: B2 - U0 - G1

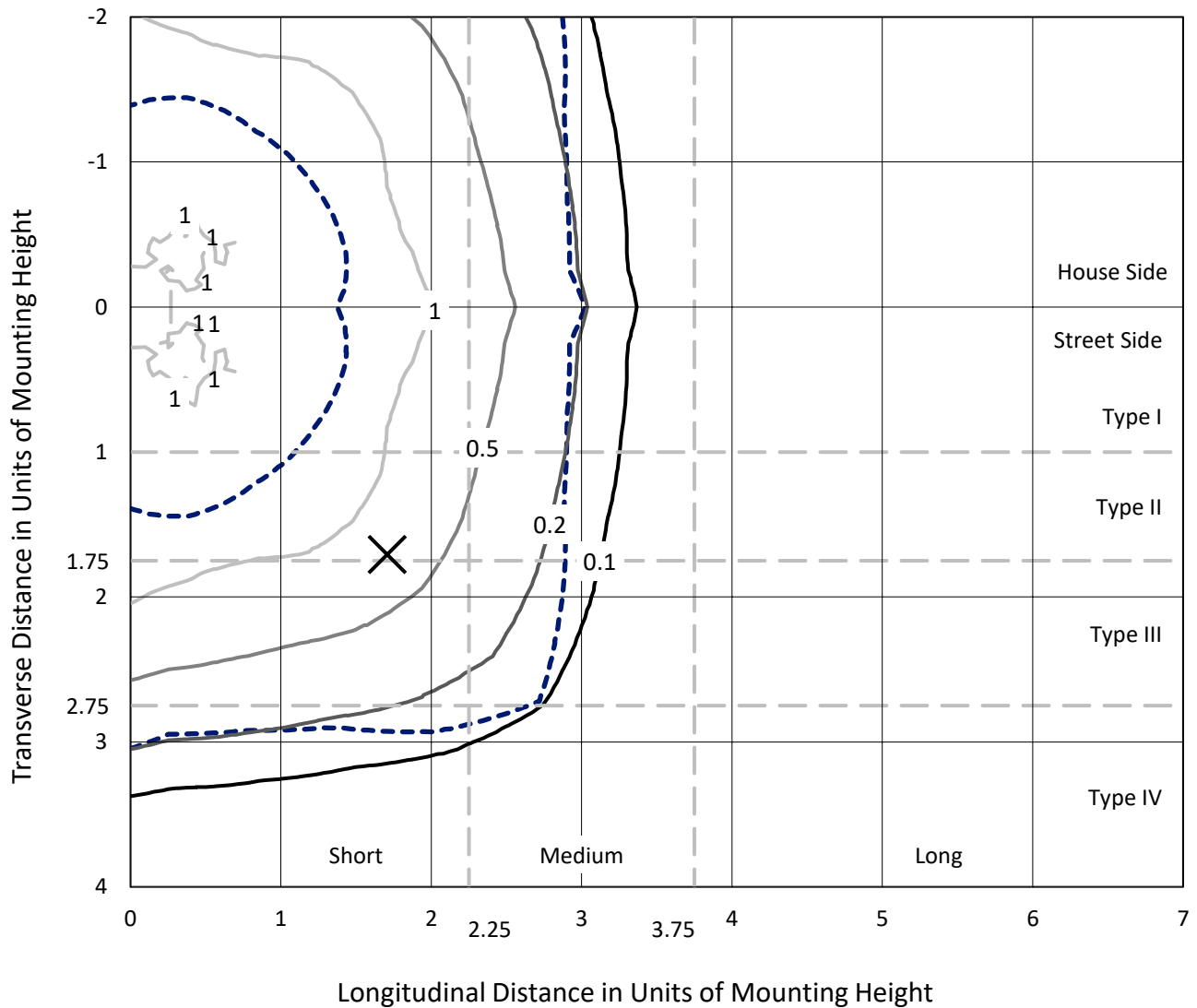
Input Watts (W): 59.9
Input Voltage (V): NR
Input Current (Ain): NR
Voltage Rise (V): NR
Power Factor: NR
Total Harmonic Distortion (THDi): NR
Frequency (hertz): 60
Stabilization Time: NR
Operation Time: NR
Ambient Temperature (°C): NR
Test Distance: 28.75 FT



REPORT NUMBER: P596079
 CATALOG NUMBER: MSA-SA3A-AMB-U-5WQ

Iso-Footcandle Lines of Horizontal Illumination

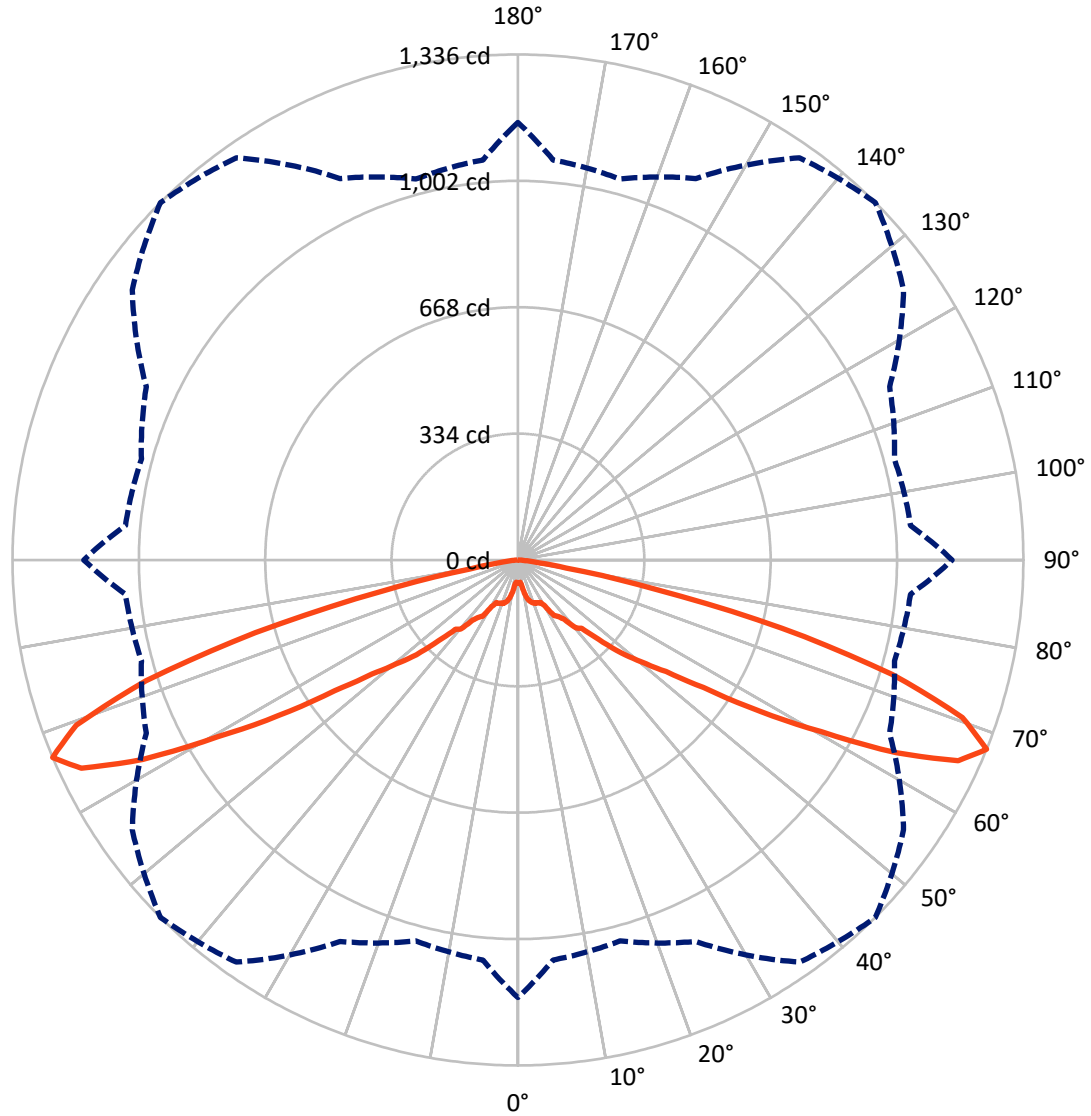
✕ Max cd
 - - - 1/2 Max cd



Based on 10 foot mounting height. Maximum calculated value = 1.4 fc
 Type V - Short - N/A

REPORT NUMBER: P596079
CATALOG NUMBER: MSA-SA3A-AMB-U-5WQ

Luminous Intensity Polar Plot



— Vertical Plane Through 45-Deg Lateral - - - Horizontal Cone Through 67.5-Deg Vertical

REPORT NUMBER: P596079

CATALOG NUMBER: MSA-SA3A-AMB-U-5WQ

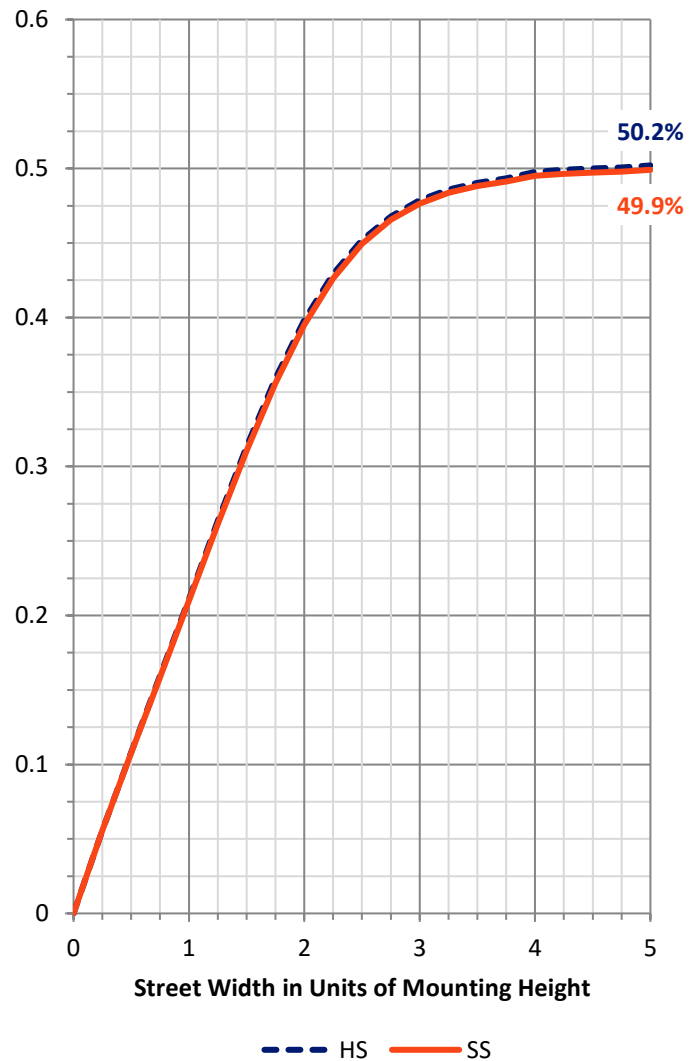
FLUX DISTRIBUTION:

		Downward	Upward	Total
House Side	Lumens	1312.0	0.0	1312.0
	% Fixture	50.0	0.0	50.0
Street Side	Lumens	1312.0	0.0	1312.0
	% Fixture	50.0	0.0	50.0
Total	Lumens	2624.0	0.0	2624.0
	% Fixture	100.0	0.0	100.0

Coefficient of Utilization

ZONAL LUMENS:

Zone	Lumens	% Fixture
0°-10°	7.5	0.3
10°-20°	31.2	1.2
20°-30°	63.6	2.4
30°-40°	125.3	4.8
40°-50°	259.8	9.9
50°-60°	577.6	22.0
60°-70°	1065.5	40.6
70°-80°	470.5	17.9
80°-90°	23.2	0.9
90°-100°	0.0	0.0
100°-110°	0.0	0.0
110°-120°	0.0	0.0
120°-130°	0.0	0.0
130°-140°	0.0	0.0
140°-150°	0.0	0.0
150°-160°	0.0	0.0
160°-170°	0.0	0.0
170°-180°	0.0	0.0
0°-90°	2624.0	100.0
0°-180°	2624.0	100.0



REPORT NUMBER: P596079

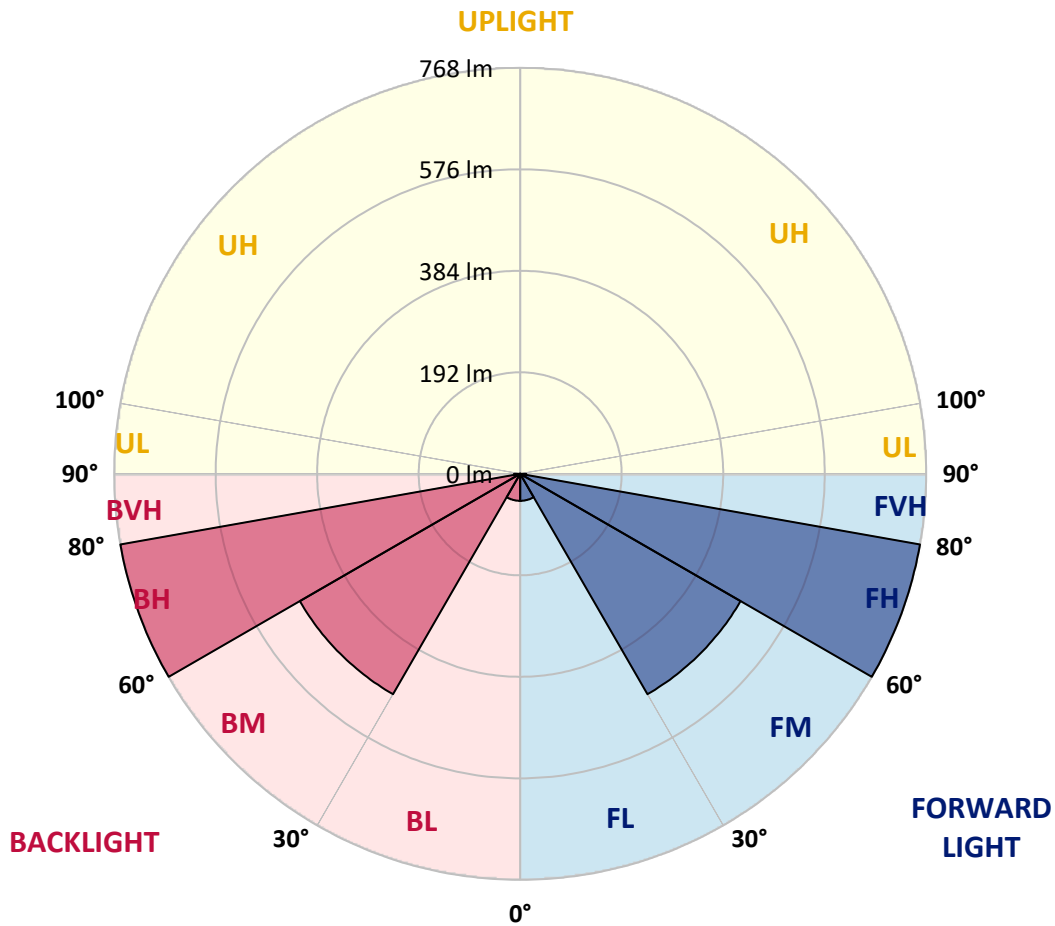
CATALOG NUMBER: MSA-SA3A-AMB-U-5WQ

LUMINAIRE CLASSIFICATION SYSTEM LUMEN TABLE AND BUG RATING:

Zone	Lumens	% Fixture	Zone Rating/Lumen Limit		
			B	U	G
FL (0°-30°)	51.1	1.9			
FM (30°-60°)	481.3	18.3			
FH (60°-80°)	768.0	29.3			G1/1800
FVH (80°-90°)	11.6	0.4			G1/100
BL (0°-30°)	51.1	1.9	B0/110		
BM (30°-60°)	481.3	18.3	B1/1000		
BH (60°-80°)	768.0	29.3	B2/1000		G1/1800
BVH (80°-90°)	11.6	0.4			G1/100
UL (90°-100°)	0.0	0.0		U0/0	
UH (100°-180°)	0.0	0.0		U0/0	

BUG Rating: B2-U0-G1

Type V Short





REPORT NUMBER: P596079
 CATALOG NUMBER: MSA-SA3A-AMB-U-5WQ

CANDELA DISTRIBUTION (FULL):

	0°	5°	15°	25°	35°	45°	55°	65°	75°	85°	90°
0°	60.7	60.7	60.7	60.7	60.7	60.7	60.7	60.7	60.7	60.7	60.7
2.5°	72.6	67.0	64.7	61.5	60.7	61.5	60.7	59.9	66.3	65.5	71.8
5°	90.2	82.2	81.4	71.8	63.1	59.1	62.3	71.0	81.4	83.8	92.6
7.5°	100.6	93.4	91.0	80.6	71.0	65.5	70.2	79.8	89.4	92.6	99.8
10°	99.0	95.8	93.4	83.8	83.8	85.4	83.8	83.8	92.6	95.0	98.2
12.5°	101.4	100.6	99.8	98.2	99.0	101.4	99.8	98.2	101.4	101.4	104.6
15°	109.4	109.4	107.8	107.0	109.4	111.7	109.4	108.6	110.9	110.2	110.2
17.5°	119.7	122.1	118.1	114.9	115.7	118.1	116.5	114.9	117.3	122.1	119.7
20°	130.9	130.9	122.1	117.3	121.3	122.1	120.5	117.3	122.9	129.3	129.3
22.5°	141.3	139.7	126.9	120.5	122.1	122.9	121.3	118.9	126.9	138.1	139.7
25°	146.9	147.7	136.5	128.5	126.9	126.1	126.9	127.7	134.9	145.3	146.9
27.5°	167.6	163.6	142.9	141.3	134.1	126.9	133.3	140.5	143.7	162.0	166.8
30°	180.4	183.6	159.6	158.0	150.1	141.3	150.1	159.6	161.2	186.0	182.0
32.5°	192.4	189.2	173.2	166.8	167.6	174.8	169.2	168.4	173.2	190.8	194.0
35°	216.3	219.5	191.6	177.2	178.8	183.6	178.0	176.4	190.0	217.1	216.3
37.5°	271.4	258.6	231.5	202.7	196.4	198.8	197.2	205.1	228.3	262.6	269.8
40°	290.5	284.2	248.2	235.5	225.9	236.3	228.3	236.3	253.0	287.4	297.7
42.5°	334.4	323.3	287.4	265.0	250.6	246.6	248.2	262.6	289.7	328.9	342.4
45°	391.1	366.4	335.2	313.7	292.1	299.3	292.1	312.1	333.6	376.7	400.7
47.5°	447.8	427.0	386.3	363.2	342.4	367.2	343.2	362.4	391.9	432.6	458.2
50°	515.6	490.1	446.2	413.5	410.3	423.0	409.5	417.5	455.0	499.7	526.0
52.5°	593.1	562.7	514.0	494.9	502.9	490.1	498.9	490.9	527.6	576.3	612.2
55°	687.2	648.9	604.2	607.4	613.8	594.7	608.2	605.8	619.4	656.9	696.0
57.5°	822.9	775.0	723.2	726.4	757.5	755.9	748.7	735.1	728.0	753.5	808.6
60°	983.4	914.7	870.0	864.4	929.9	921.1	930.7	875.6	856.5	902.0	973.8
62.5°	1129.4	1052.8	1003.3	1014.5	1121.5	1123.1	1095.9	993.0	993.8	1044.8	1121.5
65°	1213.3	1116.7	1076.0	1117.5	1255.6	1278.7	1213.3	1080.0	1073.6	1107.9	1199.7
67.5°	1156.6	1061.6	1042.4	1112.7	1297.9	1336.2	1244.4	1084.0	1030.5	1041.6	1147.8
70°	945.1	837.3	869.2	964.2	1170.2	1246.8	1112.7	923.5	845.3	809.4	896.4
72.5°	553.2	498.9	560.3	676.9	908.3	1033.7	866.8	666.5	554.7	484.5	551.6
75°	256.2	230.7	259.4	360.8	577.9	720.8	542.0	358.4	265.0	220.3	243.5
77.5°	86.2	80.6	98.2	151.7	280.2	371.2	265.8	150.1	97.4	87.0	93.4
80°	36.7	36.7	40.7	56.7	107.0	129.3	104.6	60.7	45.5	41.5	42.3
82.5°	18.4	18.4	23.9	27.9	35.9	39.9	39.9	33.5	28.7	23.9	23.1
85°	8.8	9.6	13.6	14.4	18.4	14.4	18.4	17.6	17.6	12.8	11.2
87.5°	3.2	4.0	4.8	5.6	5.6	4.0	6.4	7.2	6.4	5.6	3.2
90°	0.0	0.0	0.0	0.0	0.0	0.0	0.0	0.0	0.0	0.0	0.0

(END OF REPORT)